MECHATRONIX

Quality - Reliability & Trust

Tyre Killer

Mex Security Standards



- Warranty & after Sale Service
- All in One Flexible & Smart Solution
- MEX Security & Safety Features

www.mechatronix.com.pk

MECHATRONIX MEX-Bollards:

Mechatronix Locally Fabricated Tyre killers named as “MEX-KILLERS” provide highest degree of protection against vehicle. The Tyre killers are the most appropriate solution for unauthorized Vehicle access control. To control the access of vehicle form wrong side access. If vehicle attempts to enter through unauthorized side the Tyre &/or Axles of the vehicle will be destroyed.
Tyre killer spikes are designed in a way that control the Entry & Exit points of perimeter. The Outdoor installation for maximum site security & access control flow. MEX-KILLERs are durable with heavy duty sharp spikes.
Mechatronnix offers standard 3 Types of Tyre killers with different spike positions & installation. Normally the raised height of spikes is 76 – 125mm. The load bearing Capacity of a Tyre killer is up-to 60 tons.

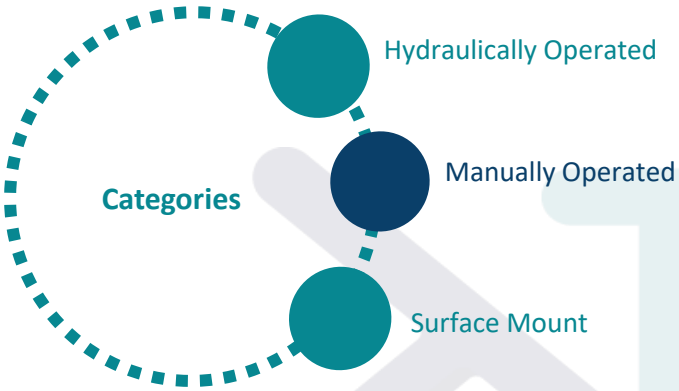



Safety & Security Features:

- Heavy Duty Spikes Available in 10mm thick Mild steel.
- Maintenance free & Easy Installation
- Heavy Duty thick, Sharp MEX-Killing Spikes
- Hot Dip Galvanized Steel powder coated frame to provide protection against rust & Corrosion in Extreme weather conditions.
- Carry axle load up to 60 ton
- Max passing velocity 60 km/hr.
- Blocking height 75 – 125 mm above the ground level normally.
- Mechanical lowering mechanism (Latch down mechanism)
- Height 230mm, Depth 325mm, Length 4000mm
- Operational environment temp -20 to +60 C
- Manual & Hydraulic Operation with PLC based Control Panel
- Warranty & after Sale Service with Terms & Conditions

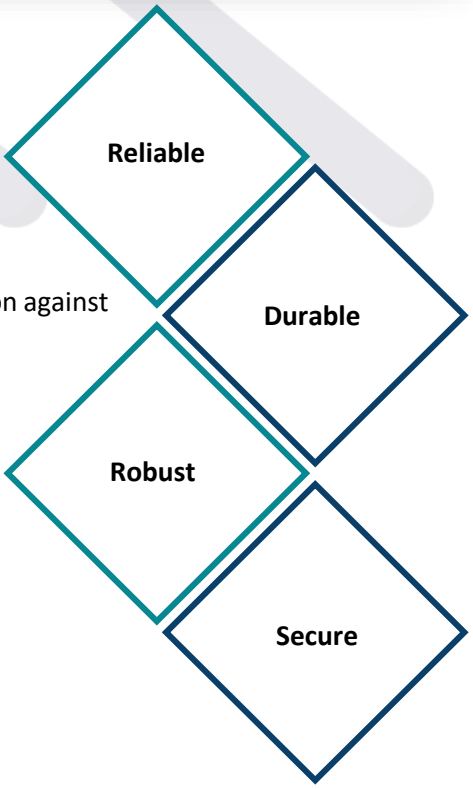

©Mechatronix - All Rights Reserved

Hydraulic Tyre Killer:

The Tyre killer operated through Hydraulic unit. Hydraulically operated Tyre killers works smooth & fast. These Tyre killers can stop a high speed vehicle that contains even a tonnage of weight. The controlling drive unit is hydraulic and in case of power failure the Tyre killer can be lifted or lowered manually with hand pump.

Normally the raising & lowering time is around 3 Seconds. The time can be adjusted for sensitive or emergency case. The PLC based control unit can be integrated with wide range of access control devices.

Manual Operated:

Manually operated Tyre killers are the most suitable choice for no maintenance & easy operation. These tyre killers are maintenance free & spring free. The spikes are either works separately or joined with the single connected bar. Mechanical Tyre killers default position is raised.

The Vehicle Entry through unauthorized side can strongly damage the vehicle tires. The spikes can be lowered all together when required.

Surface Mount:

The surface mount Tyre killer does not need any civil work or mounting depth. These can be quickly mounted without any site preparation. These are designed with a ramp either rounded or at some degree.

Surface mounts are the best choice for most of the sites where civil work or installation can be difficult. This is a heavy duty designed structure that prevents unauthorized vehicle access and secure the perimeter.

Applications:

- Military & Government Installations
- Commercial sites & Storage Facilities
- Corporate Security
- Offices & Banks

- Airports, Stadiums and ports
- Educational Centers & Embassies
- Public transportation
- Other Outdoor Installations

©Mechatronix - All Rights Reserved

Technical Specifications:

Materials	Mild steel
Spikes Blocking Height	75-125 mm (Standard)
Operation	Hydraulic or Manual
Hydraulic Unit	Mex Hydraulic Unit – 5 HP Motor
Operating Speed	1 – 3 Seconds (Adjustable)
Axel Load Capacity	Up-to 60 tones
Control Panel	PLC Based Control Unit
Treatments & Finish	Hot Dip Galvanized & Powder Coated Finish
Working Humidity	0% ~ 95%
Recommended Installation	Outdoor

Models & Designs:

Modes of Operation:

- Hydraulic
- Manual

01 Hydraulic Tyre Killer

02 Manual Tyre Killer

03 Surface Mount Tyre Killer



©Mechatronix - All Rights Reserved

Operation & Maintenance:

Tyre killer has two modes, Armed and Unarmed. In the Armed mode, the spikes are raised so they damage the vehicle tires coming from the wrong/not allowed side whereas in unarmed mode spikes are lowered so tyre killer allows the vehicles to pass in both directions.

User can switch between the two modes of the tyre killer by moving the lever in the box attached at one side.

Spikes of the Tyre killer should be checked for free and obstruction free movement using manual up and down movement through lever. There should be no pebble, shopper or any other obstruction in the mechanical parts of the Tyre killer.

If any of the spikes is damaged or deformed due to passing of vehicle at an angle, it should be hammered back to its original position for free movement.

Mechanism must be cleaned periodically for good working conditions. Dust and dirt is the most important factor which shortens mechanism life.

Drawings & Dimensions:

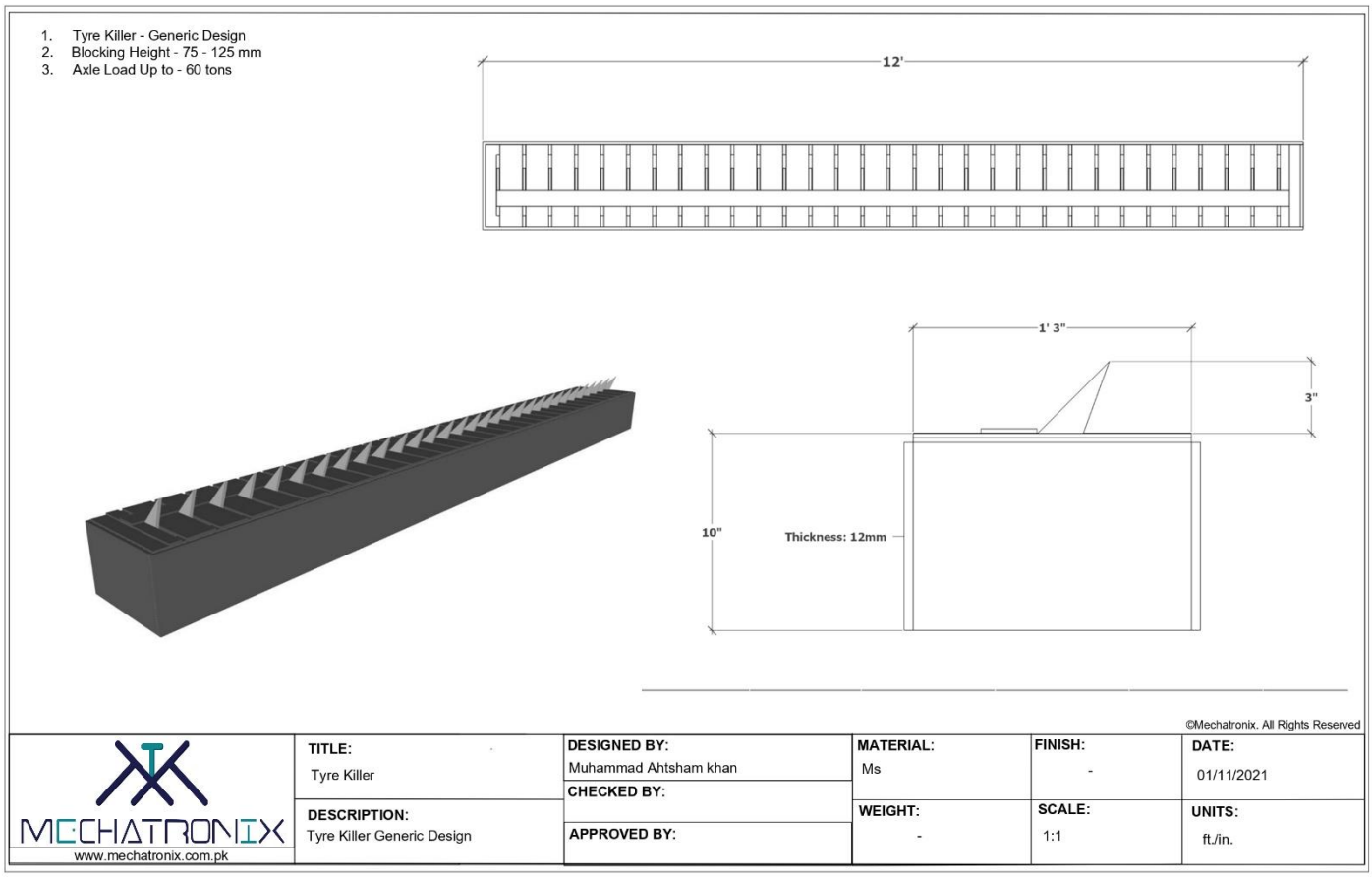

©Mechatronix - All Rights Reserved

Product Gallery:

Our Clients:

©Mechatronix - All Rights Reserved.

(+92) 051 4430 367-9
www.mechatronix.com.pk
bsg@mechatronix.com.pk
Plot No 169, Street # 9, Industrial Area, I-10/3, Islamabad